



Medford Fire-Rescue

Fire & Life Safety Division Activities January 2017

Enforcement Programs	Number	Hazards Noted
Regular Inspections		
Fire & Life Safety Division (FLSD)	7	32
Company	3	0
Permitted Inspections	17	31
Self Inspections	2	0
Contractor Testing-Fire Protection	77	7
Wildland-Urban Interface	0	0
Referral/Complaints	3	21
Total	109	91

Fire Code - Other	Number
Business Licenses	30
Permits	15
Consultations	3
Liquor License Signoff	0
Records Request	1
Total	49

MRFPD2	
Enforcement Inspections:	0
Land Development:	1
Other:	0
Total	1

Plan Reviews	Number
Fire Protection/Fire Code	9
Site Development	10
Total	19

FLSD Public Education Events	Number	Attendance
Community Fire Safety Classes	1	28
Juvenile Firesetter Counseling	2	6
Child Safety Seat Checks	1	1
Total	4	35

Media Events & Media Interviews	Number
Media Releases: Temporary Shelter Policy; Pulsepoint	2
Media Interviews: Temporary Shelter Policy	3
Facebook Posts: Chimney Safety; Incidents; Vehicle Electricution Safety Tip; Temporary Shelter Policy; Fire Sprinklers; IAAI	33
Seminar; Fire Stations; Smoke Alarm Campaign; CPR Pulsepoint	
Facebook: 6,924 likes!	
Total	38

FLSD Conducted Fire Investigations	Number	Civilian Fatalities	Civilian Injuries	FF Fatalities	FF Injuries
	10	0	1	0	0



Medford Fire-Rescue

EMERGENCY RESPONSE

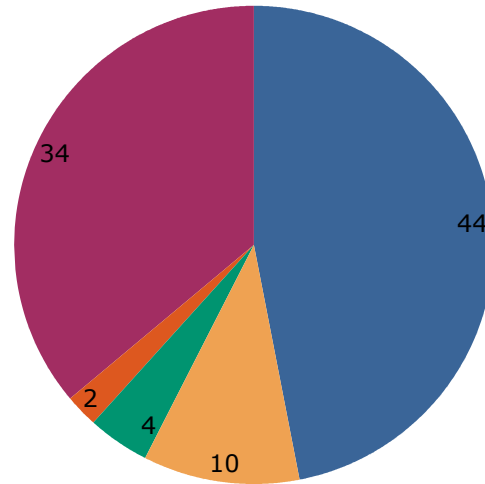
DATE RANGE: 01-01-2017 TO 01-29-2017

Report Created: February 1, 2017

Rural District #2

Emergency Response by Response Zone

Fire Station 2RURAL (Southwest)	44	46.8%
Fire Station 3RURAL (South)	10	10.6%
Fire Station 4RURAL (Northwest)	4	4.3%
Fire Station 5RURAL (Northeast)	2	2.1%
Fire Station 6RURAL (Southeast)	34	36.2%
Total:	94	100.0%

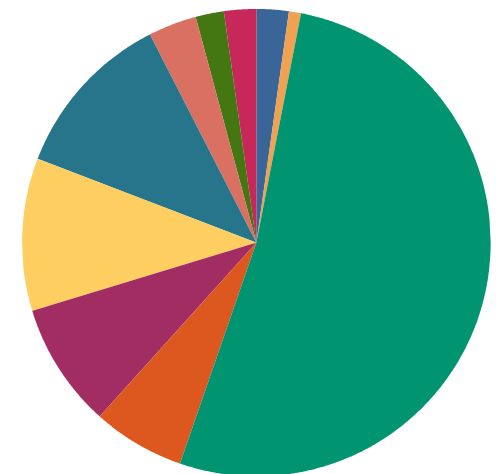


Response by Fire District

Medford Rural	94
Total	94

Emergency Response by Incident Type

Building Fire	2	2.1%
Other Fire	1	1.1%
EMS	49	52.1%
Motor vehicle accident	6	6.4%
Rescue	8	8.5%
Public Assist	10	10.6%
Good Intent	11	11.7%
False Alarm	3	3.2%
Weather Related	2	2.1%
Special/Other	2	2.1%
Total:	94	100.0%



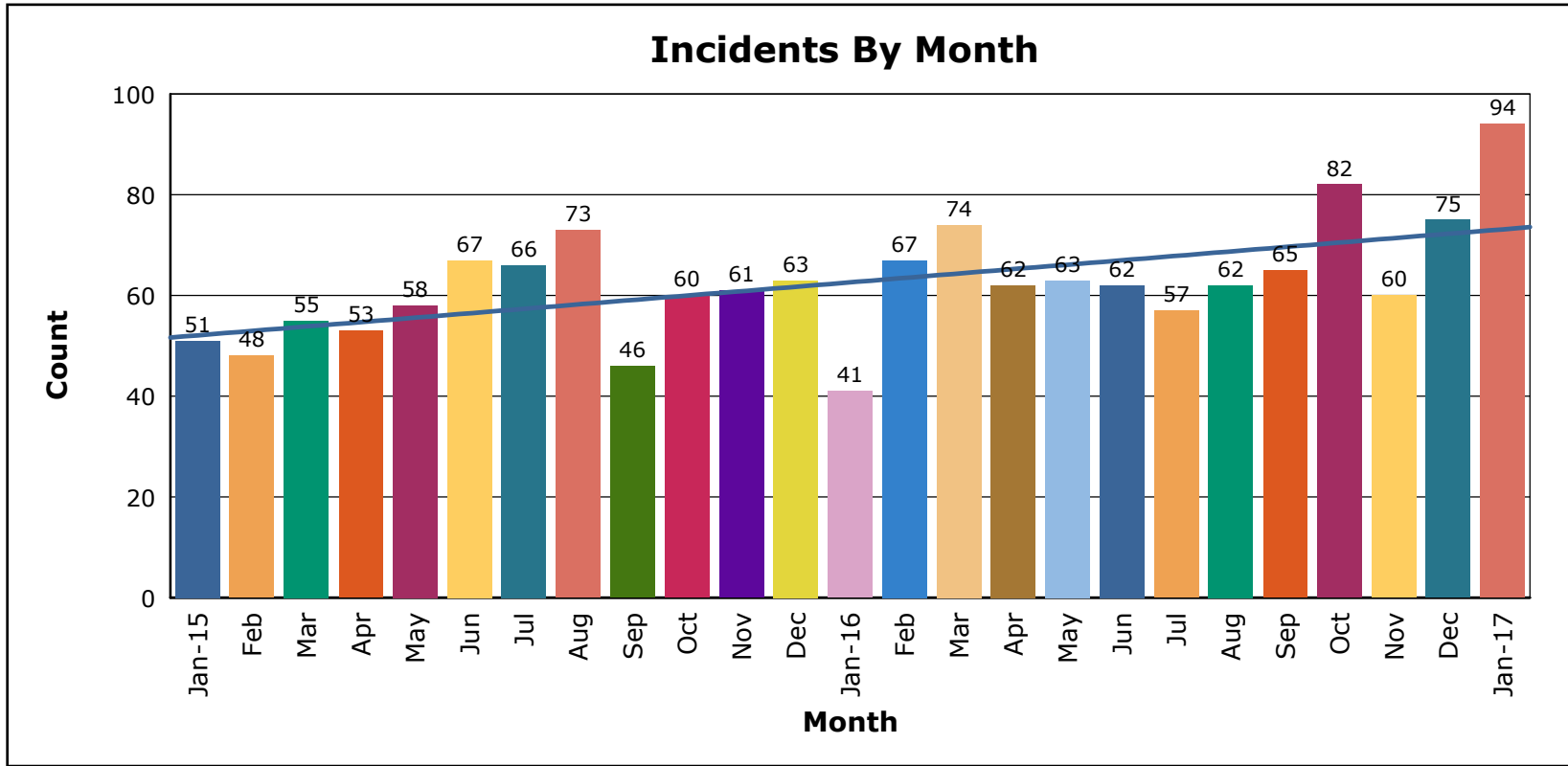


Medford Fire-Rescue

EMERGENCY RESPONSE

Rural District #2

January 2017





Medford Fire-Rescue

EMERGENCY RESPONSE

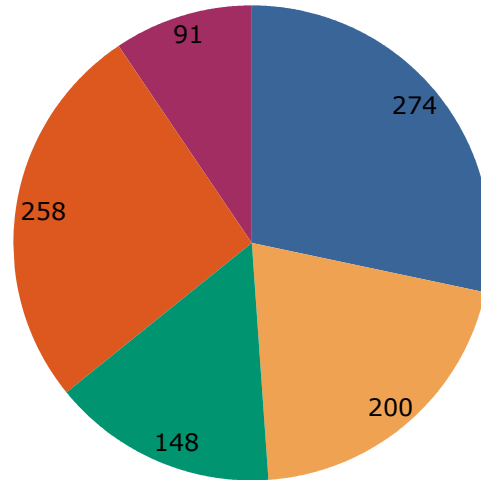
DATE RANGE: 01-01-2017 TO 01-31-2017

Report Created: February 1, 2017

City of Medford

Emergency Response by Response Zone

Fire Station 2CITY (Southwest)	274	28.2%
Fire Station 3CITY (South)	200	20.6%
Fire Station 4CITY (Northwest)	148	15.2%
Fire Station 5CITY (Northeast)	258	26.6%
Fire Station 6CITY (Southeast)	91	9.4%
Total:	971	100.0%

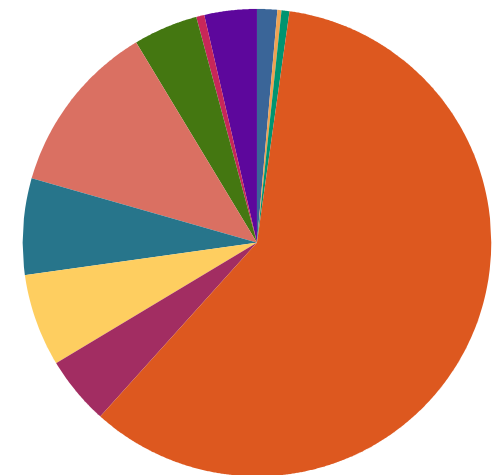


Response by Fire District

Medford City	971
Total	971

Emergency Response by Incident Type

Building Fire	13	1.3%
Vehicle Fire	3	0.3%
Other Fire	6	0.6%
EMS	578	59.5%
Motor vehicle accident	44	4.5%
Rescue	64	6.6%
Public Assist	63	6.5%
Good Intent	117	12.0%
False Alarm	42	4.3%
Weather Related	5	0.5%
Special/Other	36	3.7%
Total:	971	100.0%





Medford Fire-Rescue

EMERGENCY RESPONSE

City of Medford

January 2017

