



# Medford Fire-Rescue

## Fire & Life Safety Division Activities May 2017

<b>Enforcement Programs</b>	<b>Number</b>	<b>Hazards Noted</b>
Regular Inspections		
Fire & Life Safety Division (FLSD)	43	246
Company	56	2
Permitted Inspections	29	19
Self Inspections	0	0
Contractor Testing-Fire Protection	50	8
Wildland-Urban Interface	0	0
Referral/Complaints	4	10
<b>Total</b>	<b>182</b>	<b>285</b>

<b>Fire Code - Other</b>	<b>Number</b>
Business Licenses	33
Permits	32
Consultations	2
Liquor License Signoff	3
Records Request	0
<b>Total</b>	<b>70</b>

<b>MRFPD2</b>	
Enforcement Inspections:	0
Land Development:	2
Other:	1
<b>Total</b>	<b>3</b>

<b>Plan Reviews</b>	<b>Number</b>
Fire Protection/Fire Code	23
Site Development	15
<b>Total</b>	<b>38</b>

<b>FLSD Public Education Events</b>	<b>Number</b>	<b>Attendance</b>
CPR Anytime Classes	4	328
Fire Extinguisher Classes	1	25
Testimony Regarding Appendix W, Wildfire Hazard Mitigation	1	25
<b>Total</b>	<b>6</b>	<b>378</b>

<b>Media Events &amp; Media Interviews</b>	<b>Number</b>
Media Releases: Unmaintained Dry Vegetation Fire Hazard	1
Media Interviews: 30-Day Wildfire Preparedness Challenge; BBQ Safety	2
Facebook Posts: Incidents; Wildfire Preparedness; Recalls; New Carseat Law; Disaster Registry; Citizens Alert; CERT; Emergency Supplies; Ready Set Go; Firewise; Swimming Safety; Fire Sprinklers; Training; Teen Driving	69
<b>Facebook: 7,380 likes!</b>	
<b>Total</b>	<b>72</b>

<b>FLSD Conducted Fire Investigations</b>	<b>Number</b>	<b>Civilian Fatalities</b>	<b>Civilian Injuries</b>	<b>FF Fatalities</b>	<b>FF Injuries</b>
	9	0	1	0	0



# Medford Fire-Rescue

## EMERGENCY RESPONSE

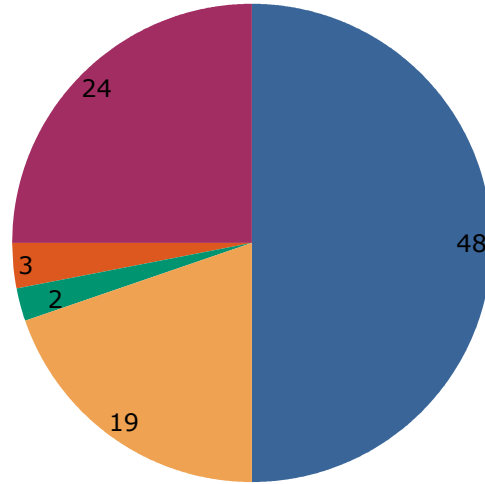
DATE RANGE: 05-02-2017 TO 05-31-2017

Report Created: June 2, 2017

Rural District #2

### Emergency Response by Response Zone

Fire Station 2RURAL (Southwest)	48	50.0%
Fire Station 3RURAL (South)	19	19.8%
Fire Station 4RURAL (Northwest)	2	2.1%
Fire Station 5RURAL (Northeast)	3	3.1%
Fire Station 6RURAL (Southeast)	24	25.0%
<b>Total:</b>	<b>96</b>	<b>100.0%</b>

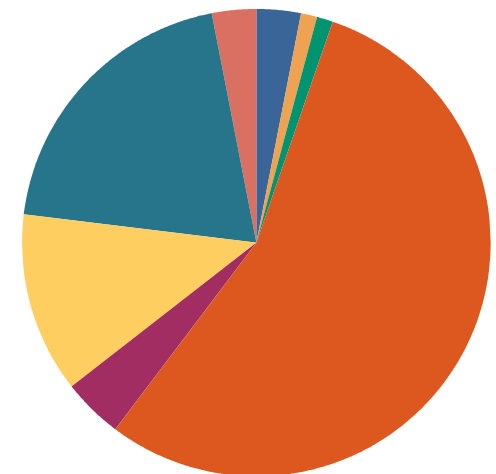


### Response by Fire District

Medford Rural	96
<b>Total</b>	<b>96</b>

### Emergency Response by Incident Type

Building Fire	3	3.1%
Wildfire	1	1.0%
Other Fire	1	1.0%
EMS	53	55.2%
Motor vehicle accident	4	4.2%
Public Assist	12	12.5%
Good Intent	19	19.8%
False Alarm	3	3.1%
<b>Total:</b>	<b>96</b>	<b>100.0%</b>

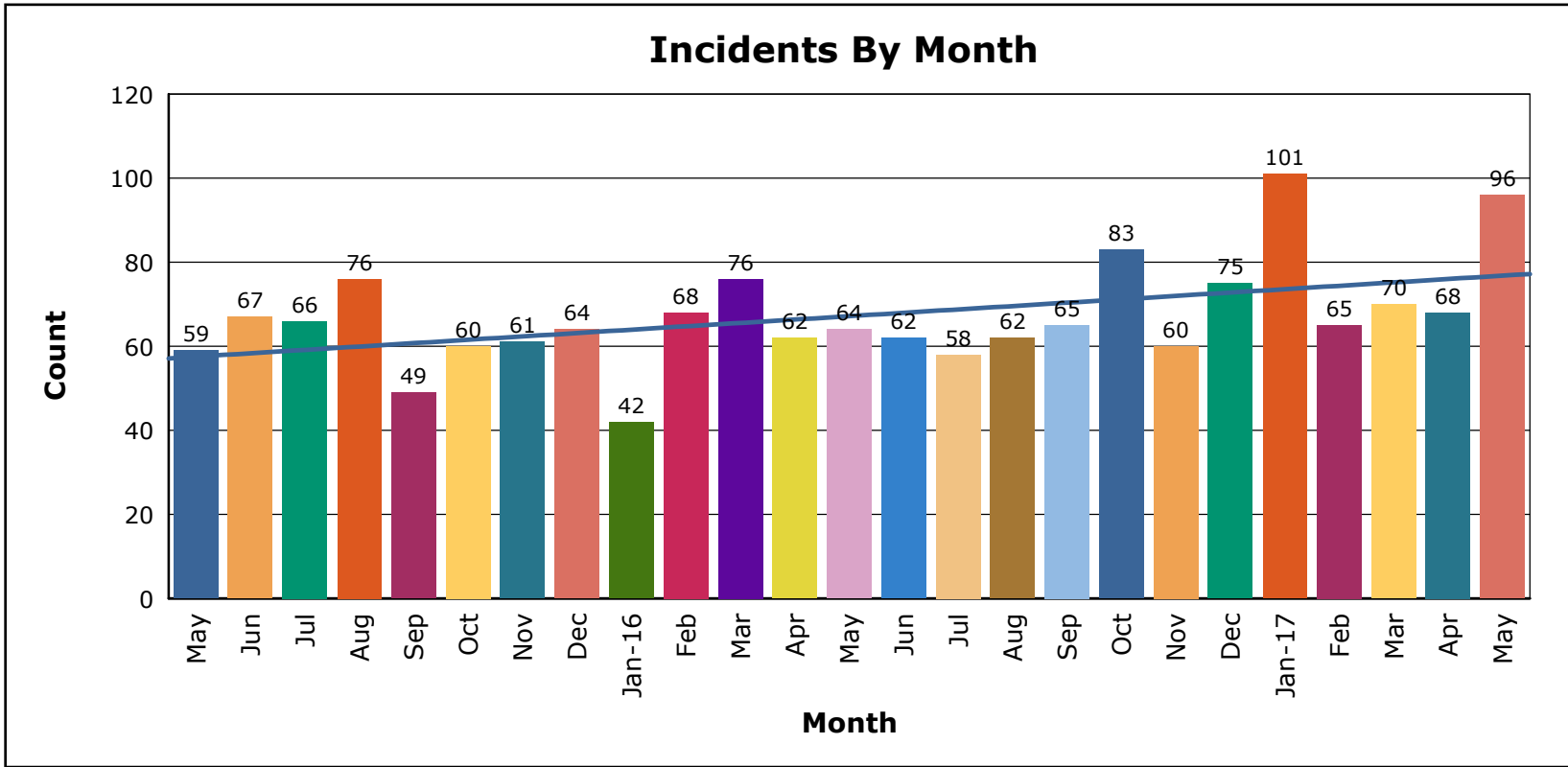




# Medford Fire-Rescue

EMERGENCY RESPONSE

Rural District #2





# Medford Fire-Rescue

## EMERGENCY RESPONSE

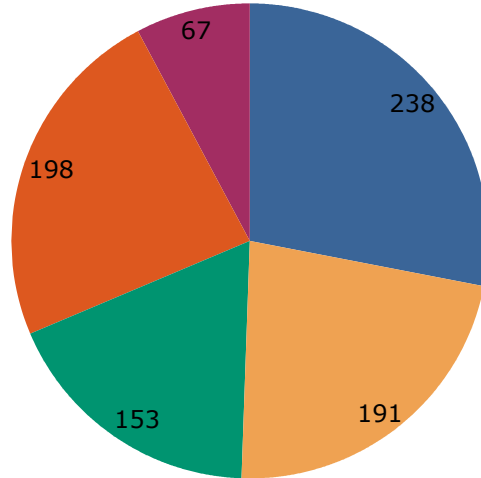
DATE RANGE: 05-01-2017 TO 05-31-2017

Report Created: June 2, 2017

City of Medford

### Emergency Response by Response Zone

Fire Station 2CITY (Southwest)	238	28.1%
Fire Station 3CITY (South)	191	22.6%
Fire Station 4CITY (Northwest)	153	18.1%
Fire Station 5CITY (Northeast)	198	23.4%
Fire Station 6CITY (Southeast)	67	7.9%
<b>Total:</b>	<b>847</b>	<b>100.0%</b>

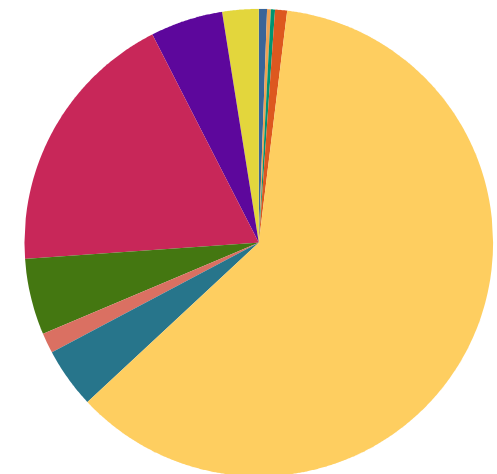


### Response by Fire District

Medford City	847
<b>Total</b>	<b>847</b>

### Emergency Response by Incident Type

Building Fire	5	0.6%
Vehicle Fire	2	0.2%
Wildfire	2	0.2%
Other Fire	7	0.8%
Overpressure, Rupture, Explosion	1	0.1%
EMS	516	60.9%
Motor vehicle accident	37	4.4%
Rescue	12	1.4%
Public Assist	43	5.1%
Good Intent	159	18.8%
False Alarm	42	5.0%
Special/Other	21	2.5%
<b>Total:</b>	<b>847</b>	<b>100.0%</b>





# Medford Fire-Rescue

EMERGENCY RESPONSE

City of Medford

