



Medford Fire-Rescue

Fire & Life Safety Division Activities February 2019

<u>Enforcement Programs</u>	Number	Hazards Noted
Regular Inspections		
Fire & Life Safety Division (FLSD)	76	84
Company	5	1
Permitted Inspections	23	6
Self Inspections	2	0
Contractor Testing-Fire Protection	187	17
Wildland-Urban Interface	4	6
Referral/Complaints	0	0
Total	297	114

<u>Fire Code - Other</u>	Number
Business Licenses	19
Permits	10
Consultations	4
Liquor License Signoff	0
Records Request	7
Total	40

<u>MRFPD2</u>	Number
Enforcement Inspections:	1
Land Development:	3
WUI	3
Other:	1
Total	8

<u>Plan Reviews</u>	Number
Fire Protection/Fire Code	11
Site Development	19
Total	30

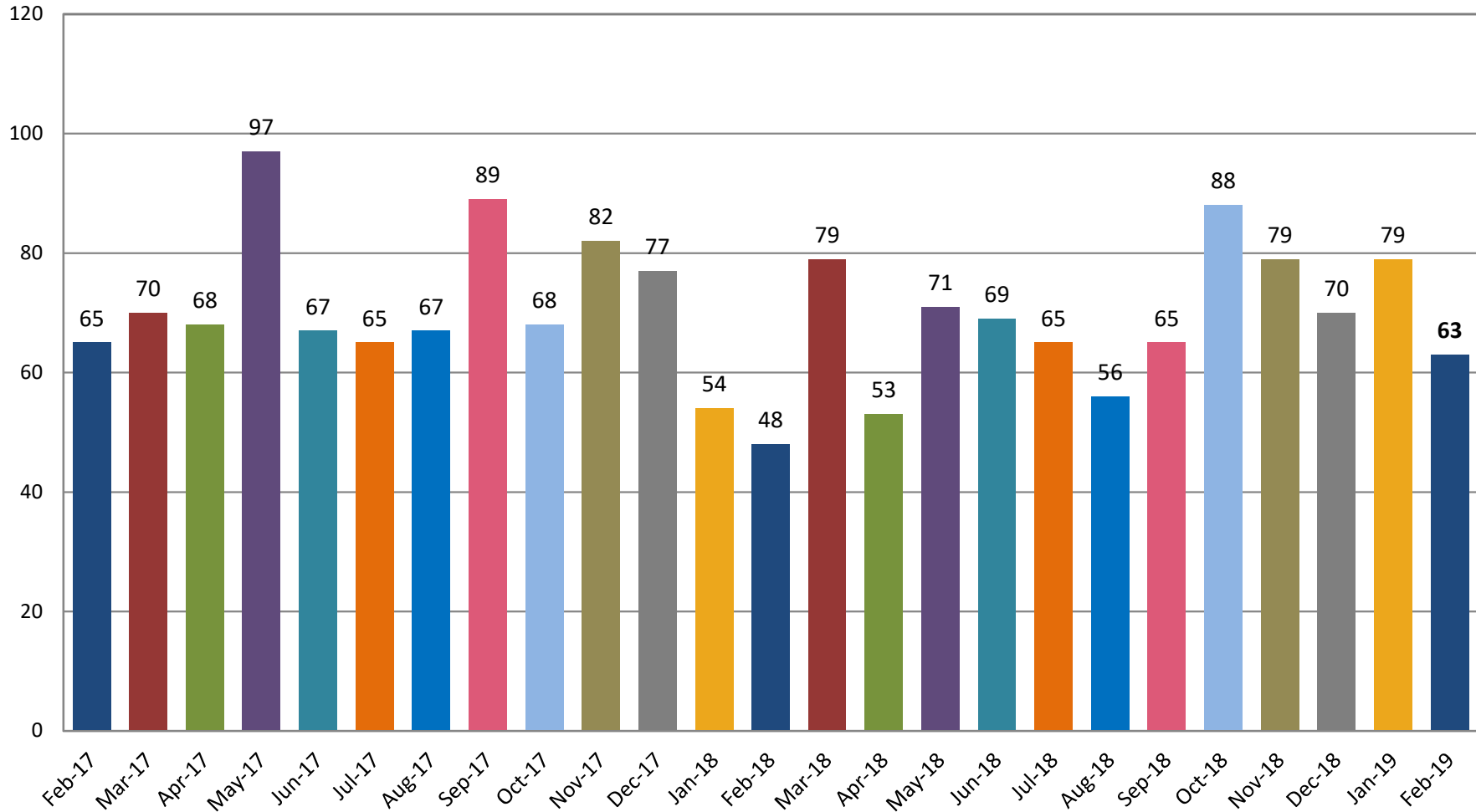
<u>FLSD Public Education Events</u>	Number	Attendance
Fire Extinguisher Training	1	30
Careers in Gear	1	300
CPR Adult Classes	1	90
CPR Anytime Middle Schools	1	90
School Presentation, Other	1	25
Child Safety Seat Checks	21	21
Total	26	556

<u>Media Events & Media Interviews</u>	Number
Media Releases:	0
Media Interviews:	0
Facebook Posts: Space Heater Safety; Stair Climb; Arson Suspect; Cooking Safety; Snow/Ice Driving Safety; Training; Patient Recognition; Incidents; Fire Investigations; Recalls; Retirements; Job Announcement; Do 1 Thing; Snow Safety Tips	17
Facebook: 10,313 likes!	
Total	17

<u>FLSD Conducted Fire Investigations</u>	Number	#Civilian Injuries	#Civilian Fatalities	#FF Injuries	#FF Fatalities
	5	0	1	0	0



Medford Fire-Rescue Emergency Response Incidents by Month Rural District





Medford Fire-Rescue

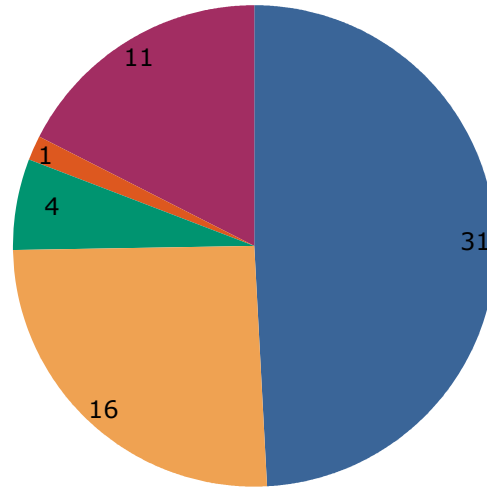
EMERGENCY RESPONSE

DATE RANGE: 02-01-2019 TO 02-28-2019

Report Created: March 4, 2019

Emergency Response by Response Zone

Fire Station 2Rural (Southwest)	31	49.2%
Fire Station 3Rural (South)	16	25.4%
Fire Station 4Rural (Northwest)	4	6.3%
Fire Station 5Rural (Northeast)	1	1.6%
Fire Station 6Rural (Southeast)	11	17.5%
Total:	63	100.0%

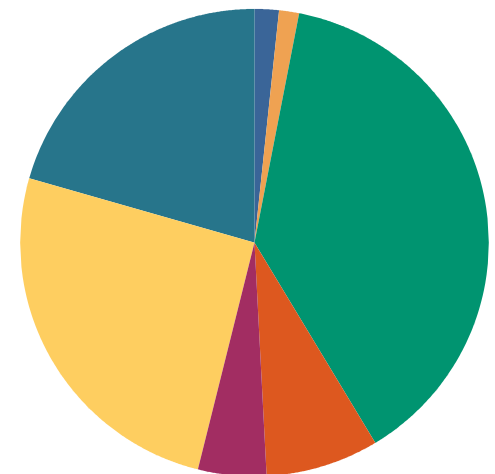


Response by Fire District

Medford Rural	63
Total	63

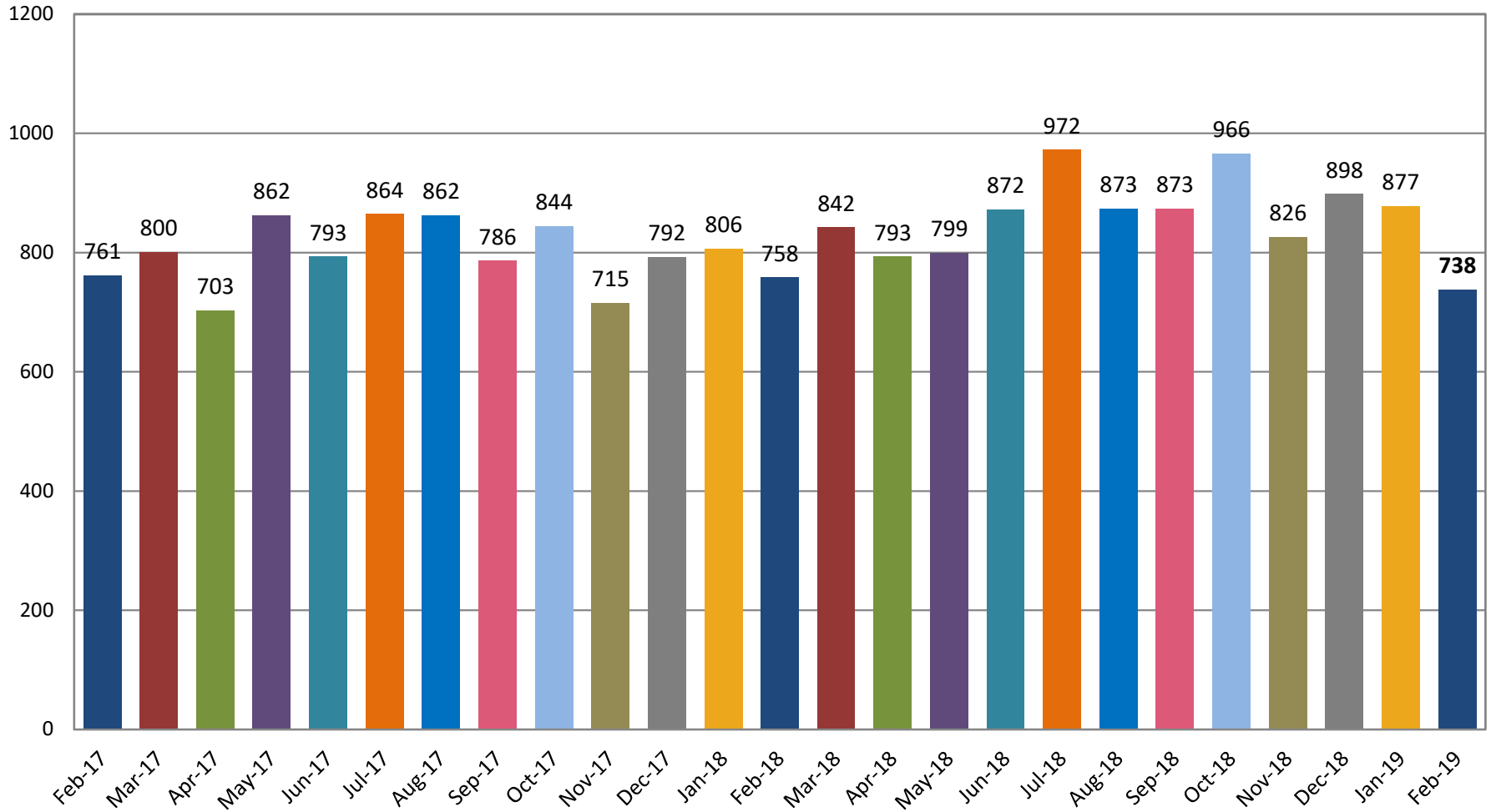
Emergency Response by Incident Type

Building Fire	1	1.6%
Vehicle Fire	1	1.6%
EMS	24	38.1%
Motor vehicle accident	5	7.9%
Rescue	3	4.8%
Public Assist	16	25.4%
Good Intent	13	20.6%
Total:	63	100.0%





Medford Fire-Rescue Emergency Response Incidents by Month City of Medford





Medford Fire-Rescue

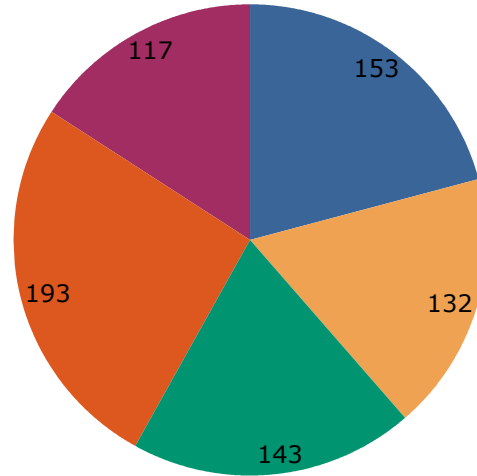
EMERGENCY RESPONSE

DATE RANGE: 02-01-2019 TO 02-28-2019

Report Created: March 4, 2019

Emergency Response by Response Zone

Fire Station 2City (Southwest)	153	20.7%
Fire Station 3City (South)	132	17.9%
Fire Station 4City (Northwest)	143	19.4%
Fire Station 5City (Northeast)	193	26.2%
Fire Station 6City (Southeast)	117	15.9%
Total:	738	100.0%



Response by Fire District

Medford City	738
Total	738

Emergency Response by Incident Type

Building Fire	4	0.5%
Vehicle Fire	2	0.3%
Other Fire	3	0.4%
EMS	433	58.7%
Motor vehicle accident	33	4.5%
Rescue	18	2.4%
Public Assist	49	6.6%
Good Intent	151	20.5%
False Alarm	42	5.7%
Special/Other	3	0.4%
Total:	738	100.0%

