



# Medford Fire-Rescue

## Fire & Life Safety Division Activities March 2019

<b>Enforcement Programs</b>	<b>Number</b>	<b>Hazards Noted</b>
Regular Inspections		
Fire & Life Safety Division (FLSD)	24	80
Company	4	2
Permitted Inspections	19	1
Self Inspections	0	0
Contractor Testing-Fire Protection	153	26
Wildland-Urban Interface	30	10
Knox Box	1	0
Referral/Complaints	1	2
<b>Total</b>	<b>232</b>	<b>121</b>

<b>Fire Code - Other</b>	<b>Number</b>
Business Licenses	21
Permits	22
Consultations	2
Liquor License Signoff	0
Records Request	5
<b>Total</b>	<b>50</b>

<b>MRFPD2</b>	<b>Number</b>
Enforcement Inspections:	1
Land Development:	1
WUI	3
Other:	1
<b>Total</b>	<b>6</b>

<b>Plan Reviews</b>	<b>Number</b>
Fire Protection/Fire Code	10
Site Development	16
<b>Total</b>	<b>26</b>

<b>FLSD Public Education Events</b>	<b>Number</b>	<b>Attendance</b>
Business Fire & Life Safety Presentation	1	30
Fire Extinguisher Training	1	8
Wildfire Safety, Home Assessments, and Preparedness	1	30
CPR Anytime	1	82
Chamber of Commerce Leadership	1	26
Child Safety Seat Checks	2	4
<b>Total</b>	<b>7</b>	<b>180</b>

<b>Media Events &amp; Media Interviews</b>	<b>Number</b>
Media Interviews: Wildfire Hazard Mitigation Construction Requirements	1
Facebook Posts: Safe Home Evacuation; Smoke Alarms; Defensible Space; Recalls; 2018 Fire Marshal Report; Never Park in Front of a Fire Hydrant; Seattle Stairclimb; Training; Incidents; Eagle Trace Firewise Cleanup Day; Chamber of Commerce	21
<b>Facebook: 10,402 likes!</b>	
<b>Total</b>	<b>22</b>

<b>FLSD Conducted Fire Investigations</b>	<b>Number</b>	<b>#Civilian Injuries</b>	<b>#Civilian Fatalities</b>	<b>#FF Injuries</b>	<b>#FF Fatalities</b>
	5	0	0	0	0



# Medford Fire-Rescue

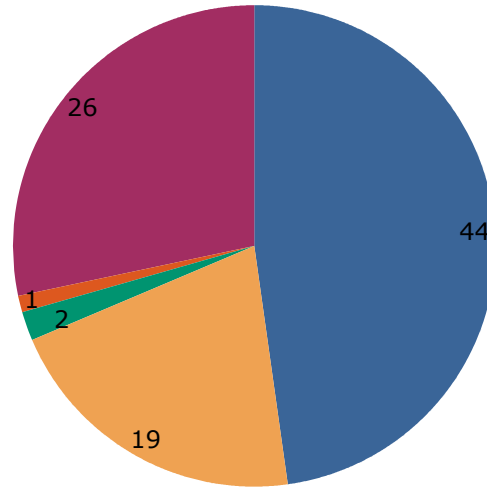
## EMERGENCY RESPONSE

DATE RANGE: 03-01-2019 TO 03-31-2019

Report Created: April 1, 2019

### Emergency Response by Response Zone

Fire Station 2Rural (Southwest)	44	47.8%
Fire Station 3Rural (South)	19	20.7%
Fire Station 4Rural (Northwest)	2	2.2%
Fire Station 5Rural (Northeast)	1	1.1%
Fire Station 6Rural (Southeast)	26	28.3%
<b>Total:</b>	<b>92</b>	<b>100.0%</b>

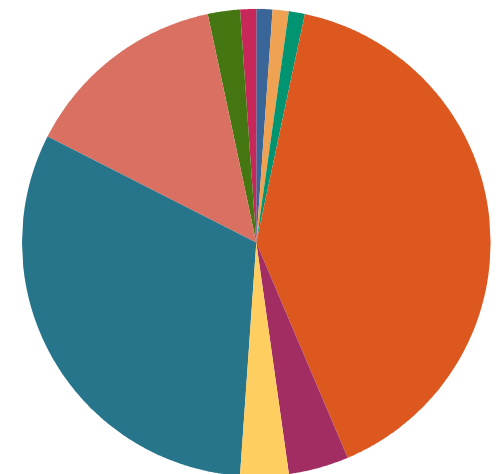


### Response by Fire District

Medford Rural	92
<b>Total</b>	<b>92</b>

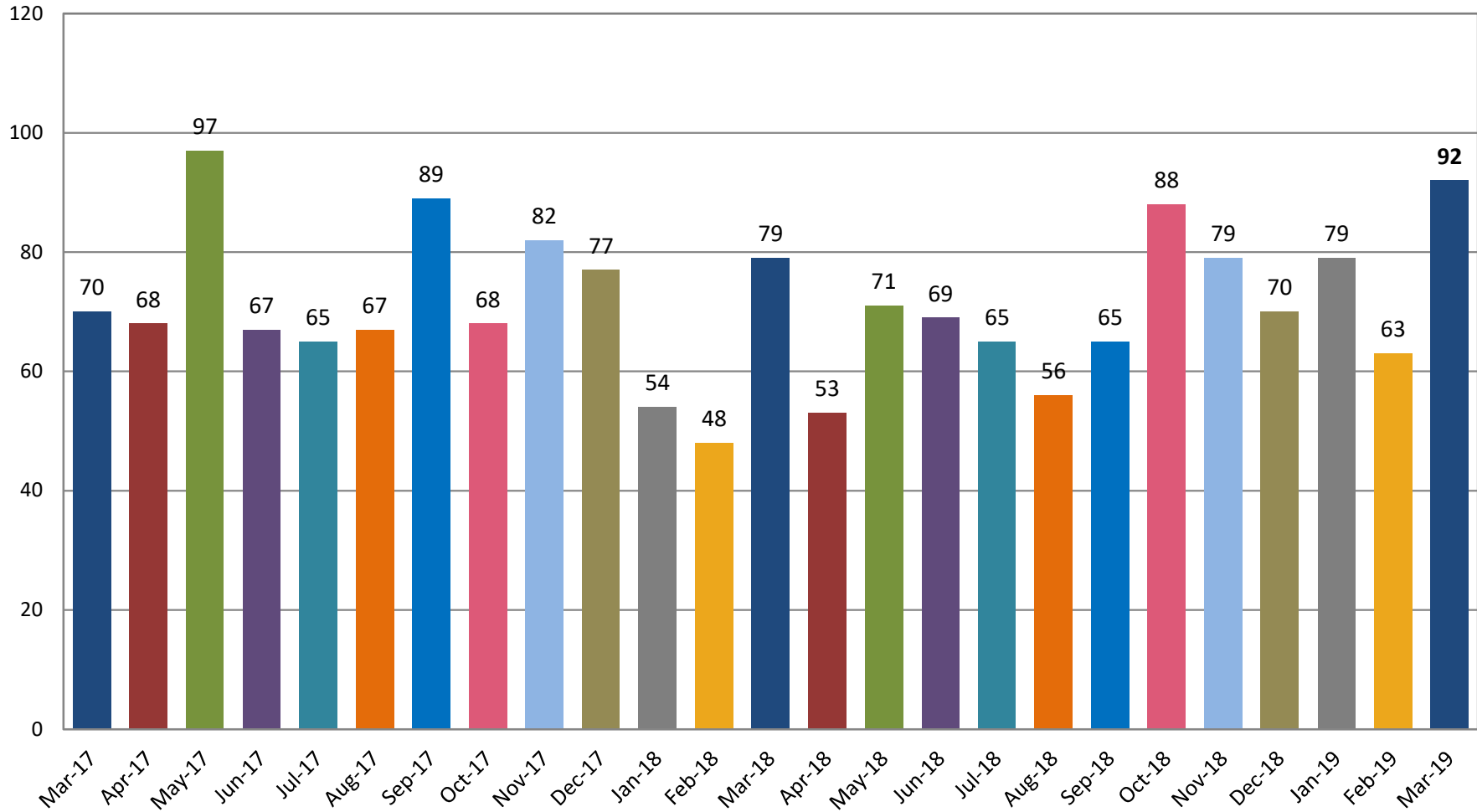
### Emergency Response by Incident Type

Building Fire	1	1.1%
Wildfire	1	1.1%
Overpressure, Rupture, Explosion	1	1.1%
EMS	37	40.2%
Motor vehicle accident	4	4.3%
Rescue	3	3.3%
Public Assist	29	31.5%
Good Intent	13	14.1%
False Alarm	2	2.2%
Special/Other	1	1.1%
<b>Total:</b>	<b>92</b>	<b>100.0%</b>





# Medford Fire-Rescue Emergency Response Incidents by Month Rural District





# Medford Fire-Rescue

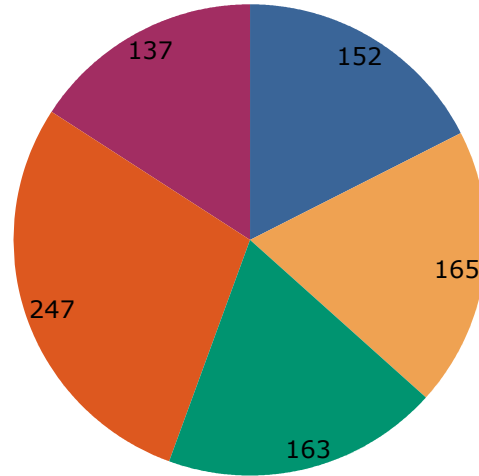
## EMERGENCY RESPONSE

DATE RANGE: 03-01-2019 TO 03-31-2019

Report Created: April 1, 2019

### Emergency Response by Response Zone

Fire Station 2City (Southwest)	152	17.6%
Fire Station 3City (South)	165	19.1%
Fire Station 4City (Northwest)	163	18.9%
Fire Station 5City (Northeast)	247	28.6%
Fire Station 6City (Southeast)	137	15.9%
<b>Total:</b>	<b>864</b>	<b>100.0%</b>

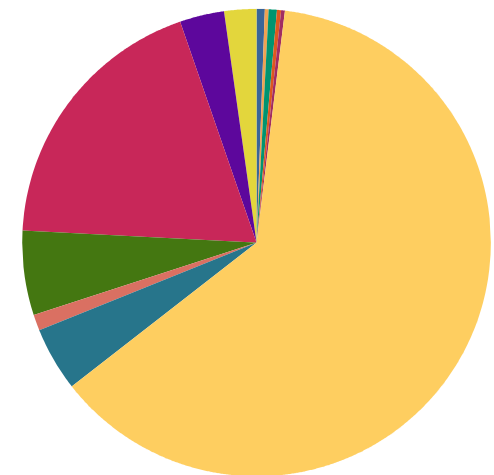


### Response by Fire District

Medford City	864
<b>Total</b>	<b>864</b>

### Emergency Response by Incident Type

Building Fire	5	0.6%
Vehicle Fire	2	0.2%
Wildfire	5	0.6%
Other Fire	3	0.3%
Overpressure, Rupture, Explosion	2	0.2%
EMS	539	62.4%
Motor vehicle accident	40	4.6%
Rescue	8	0.9%
Public Assist	52	6.0%
Good Intent	162	18.8%
False Alarm	26	3.0%
Special/Other	20	2.3%
<b>Total:</b>	<b>864</b>	<b>100.0%</b>





# Medford Fire-Rescue Emergency Response Incidents by Month City of Medford

