



## Medford Fire-Rescue

### Fire & Life Safety Division Activities April 2019

<b>Enforcement Programs</b>	<b>Number</b>	<b>Hazards Noted</b>
Regular Inspections		
Fire & Life Safety Division (FLSD)	40	73
Company	42	24
Permitted Inspections	26	17
Self Inspections	0	0
Contractor Testing-Fire Protection	20	4
Wildland-Urban Interface	35	1
Knox Box	1	0
Referral/Complaints	3	9
<b>Total</b>	<b>167</b>	<b>128</b>

<b>Fire Code - Other</b>	<b>Number</b>
Business Licenses	15
Permits	15
Consultations	6
Liquor License Signoff	0
Records Request	0
<b>Total</b>	<b>36</b>

<b>MRFPD2</b>	<b>Number</b>
Enforcement Inspections:	9
Land Development:	1
WUI	34
Other:	1
<b>Total</b>	<b>45</b>

<b>Plan Reviews</b>	<b>Number</b>
Fire Protection/Fire Code	16
Site Development	17
<b>Total</b>	<b>33</b>

<b>FLSD Public Education Events</b>	<b>Number</b>	<b>Attendance</b>
4th Grade Hazard House Presentations	8	493
Wildfire Hazard Mitigation R327.4 Construction Requirements - OBOA	1	50
CPR Anytime - Hedrick Middle School	1	177
Wildfire Preparedness Presentation	1	120
Child Safety Seat Checks	1	10
<b>Total</b>	<b>12</b>	<b>850</b>

<b>Media Events &amp; Media Interviews</b>	<b>Number</b>
Media Releases: Weeds and Grass Ordinance	1
Media Interviews: Weeds & Grass Ordinance; Preparing for Wildfire Season/Firewise	5
Facebook Posts: Rogue Girls Fire Camp; Training; Incidents; Fire Sprinklers; Teen Driving Safety; Home Escape Plans; Recognition; Car Seats; Wildfire Preparedness/Firewise Communities; Dispatchers; Do 1 Thing; Weeds/Grass Ordinance; Open House Advertisement	20
<b>Facebook: 10,458 likes!</b>	
<b>Total</b>	<b>26</b>

<b>FLSD Conducted Fire Investigations</b>	<b>Number</b>	<b>#Civilian Injuries</b>	<b>#Civilian Fatalities</b>	<b>#FF Injuries</b>	<b>#FF Fatalities</b>
	6	0	0	0	0



# Medford Fire-Rescue

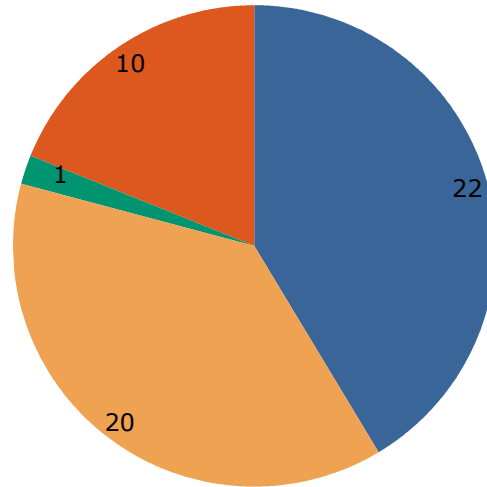
## EMERGENCY RESPONSE

DATE RANGE: 04-01-2019 TO 04-30-2019

Report Created: May 1, 2019

### Emergency Response by Response Zone

Fire Station 2Rural (Southwest)	22	41.5%
Fire Station 3Rural (South)	20	37.7%
Fire Station 4Rural (Northwest)	1	1.9%
Fire Station 6Rural (Southeast)	10	18.9%
<b>Total:</b>	<b>53</b>	<b>100.0%</b>

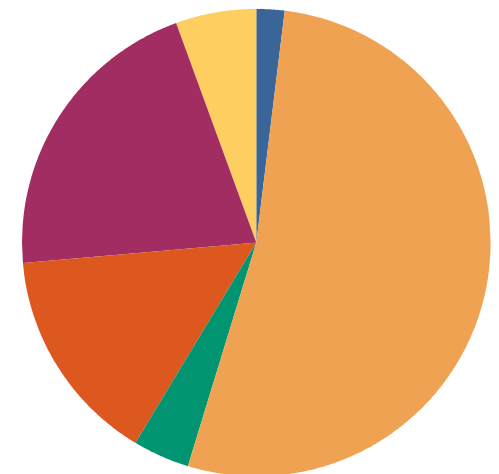


### Response by Fire District

Medford Rural	53
<b>Total</b>	<b>53</b>

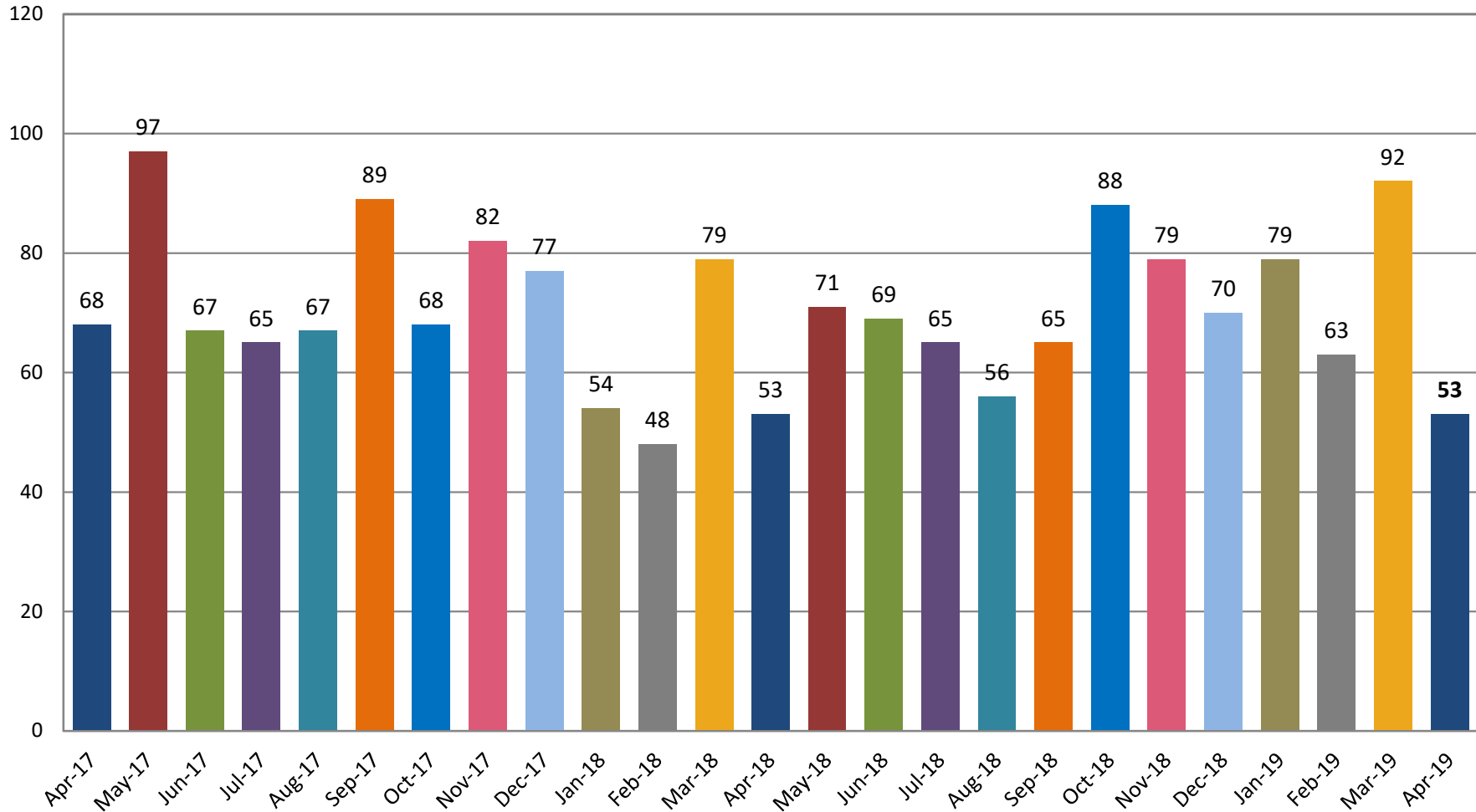
### Emergency Response by Incident Type

Overpressure, Rupture, Explosion	1	1.9%
EMS	28	52.8%
Motor vehicle accident	2	3.8%
Public Assist	8	15.1%
Good Intent	11	20.8%
Special/Other	3	5.7%
<b>Total:</b>	<b>53</b>	<b>100.0%</b>





# Medford Fire-Rescue Emergency Response Incidents by Month Rural District





# Medford Fire-Rescue

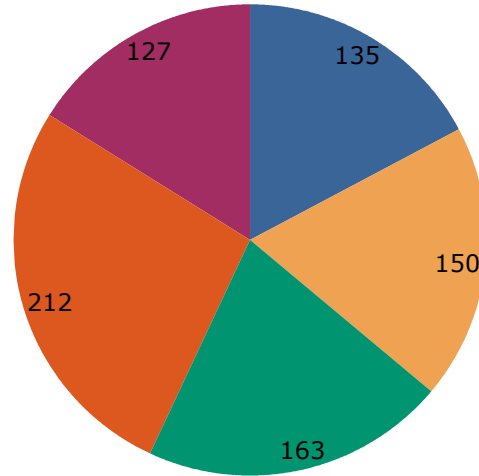
## EMERGENCY RESPONSE

DATE RANGE: 04-01-2019 TO 04-30-2019

Report Created: May 1, 2019

### Emergency Response by Response Zone

Fire Station 2City (Southwest)	135	17.2%
Fire Station 3City (South)	150	19.1%
Fire Station 4City (Northwest)	163	20.7%
Fire Station 5City (Northeast)	212	26.9%
Fire Station 6City (Southeast)	127	16.1%
<b>Total:</b>	<b>787</b>	<b>100.0%</b>

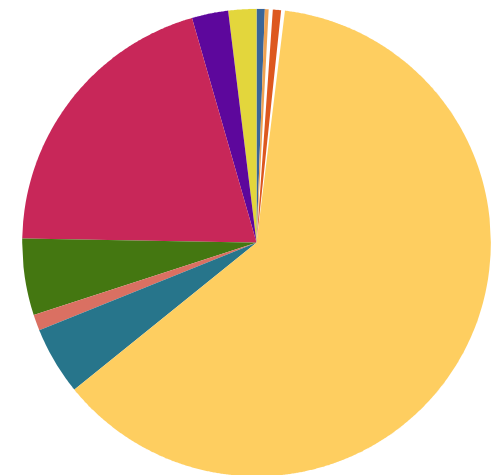


### Response by Fire District

Medford City	787
<b>Total</b>	<b>787</b>

### Emergency Response by Incident Type

Building Fire	4	0.5%
Vehicle Fire	3	0.4%
Wildfire	1	0.1%
Other Fire	6	0.8%
Overpressure, Rupture, Explosion	1	0.1%
EMS	489	62.1%
Motor vehicle accident	39	5.0%
Rescue	7	0.9%
Public Assist	42	5.3%
Good Intent	159	20.2%
False Alarm	21	2.7%
Special/Other	15	1.9%
<b>Total:</b>	<b>787</b>	<b>100.0%</b>





# Medford Fire-Rescue Emergency Response Incidents by Month City of Medford

