



Medford Fire-Rescue

Fire & Life Safety Division Activities

May 2019

Enforcement Programs	Number	Hazards Noted
Regular Inspections		
Fire & Life Safety Division (FLSD)	58	79
Company	46	0
Permitted Inspections	24	6
Self Inspections	4	0
Contractor Testing-Fire Protection	95	16
Wildland-Urban Interface	17	5
Referral/Complaints	2	8
Total	246	114

Fire Code - Other	Number
Business Licenses	25
Permits	10
Consultations	3
Liquor License Signoff	2
Records Request	6
Total	46

MRFPD2	Number
Enforcement Inspections:	4
Land Development:	7
WUI	8
Other:	1
Total	20

Plan Reviews	Number
Fire Protection/Fire Code	6
Site Development	19
Total	25

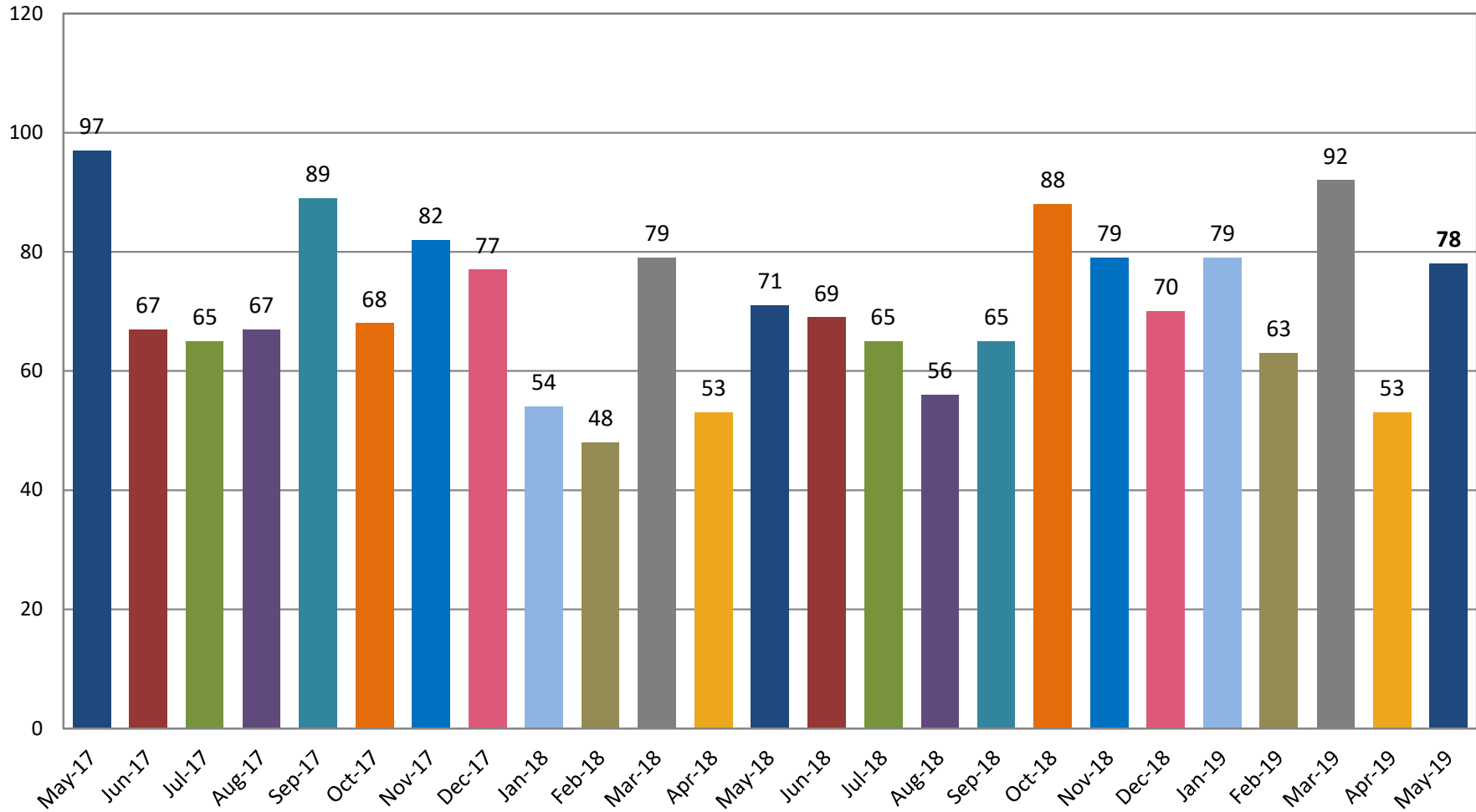
FLSD Public Education Events	Number	Attendance
Business or Residential Fire & Life Safety Presentations	4	77
Station Tour/Recognition	1	20
CPR Adult Classes	2	29
Fire Extinguisher Training	2	77
Hazard House 4th Grade Presentation	2	128
CPR Anytime	1	57
Wildfire Safety Presentation	3	28
Child Safety Seat Checks	7	7
Total	22	423

Media Events & Media Interviews	Number
Media Interviews: Fire Investigations; Wildfire Mitigation	3
Facebook Posts: Wildfire Preparedness/Mitigation; Recruits; Incidents; Recalls; River and Cold Water Safety; Home Fire Sprinklers; Car Fire Safety; Memorial Day; Child Deaths in Hot Cars; Fire Season; Thunderstorm ; Storm Safety; Do 1 Thing	50
Facebook: 10,553 likes!	
Total	53

FLSD Conducted Fire Investigations	Number	#Civilian Injuries	#Civilian Fatalities	#FF Injuries	#FF Fatalities
	6	0	0	0	0



Medford Fire-Rescue Emergency Response Incidents by Month Rural District





Medford Fire-Rescue

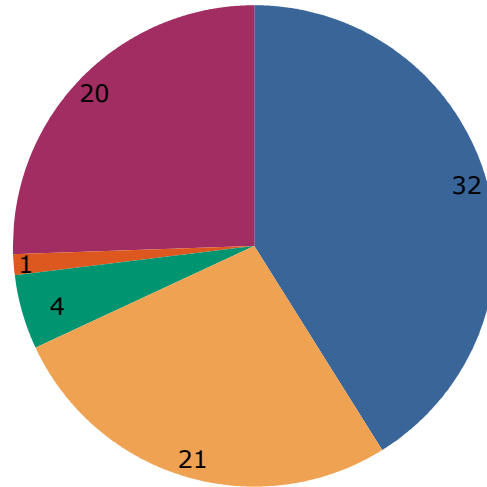
EMERGENCY RESPONSE

DATE RANGE: 05-01-2019 TO 05-31-2019

Report Created: June 4, 2019

Emergency Response by Response Zone

Fire Station 2Rural (Southwest)	32	41.0%
Fire Station 3Rural (South)	21	26.9%
Fire Station 4Rural (Northwest)	4	5.1%
Fire Station 5Rural (Northeast)	1	1.3%
Fire Station 6Rural (Southeast)	20	25.6%
Total:	78	100.0%

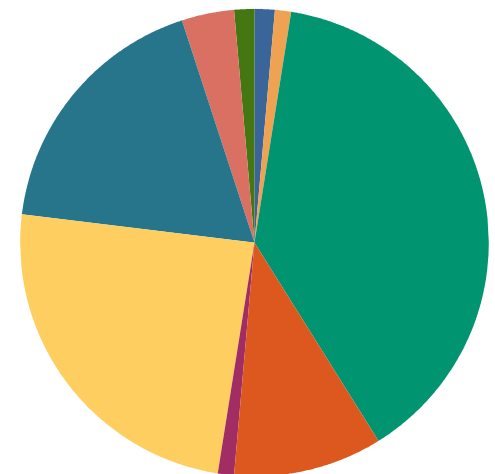


Response by Fire District

Medford Rural	78
Total	78

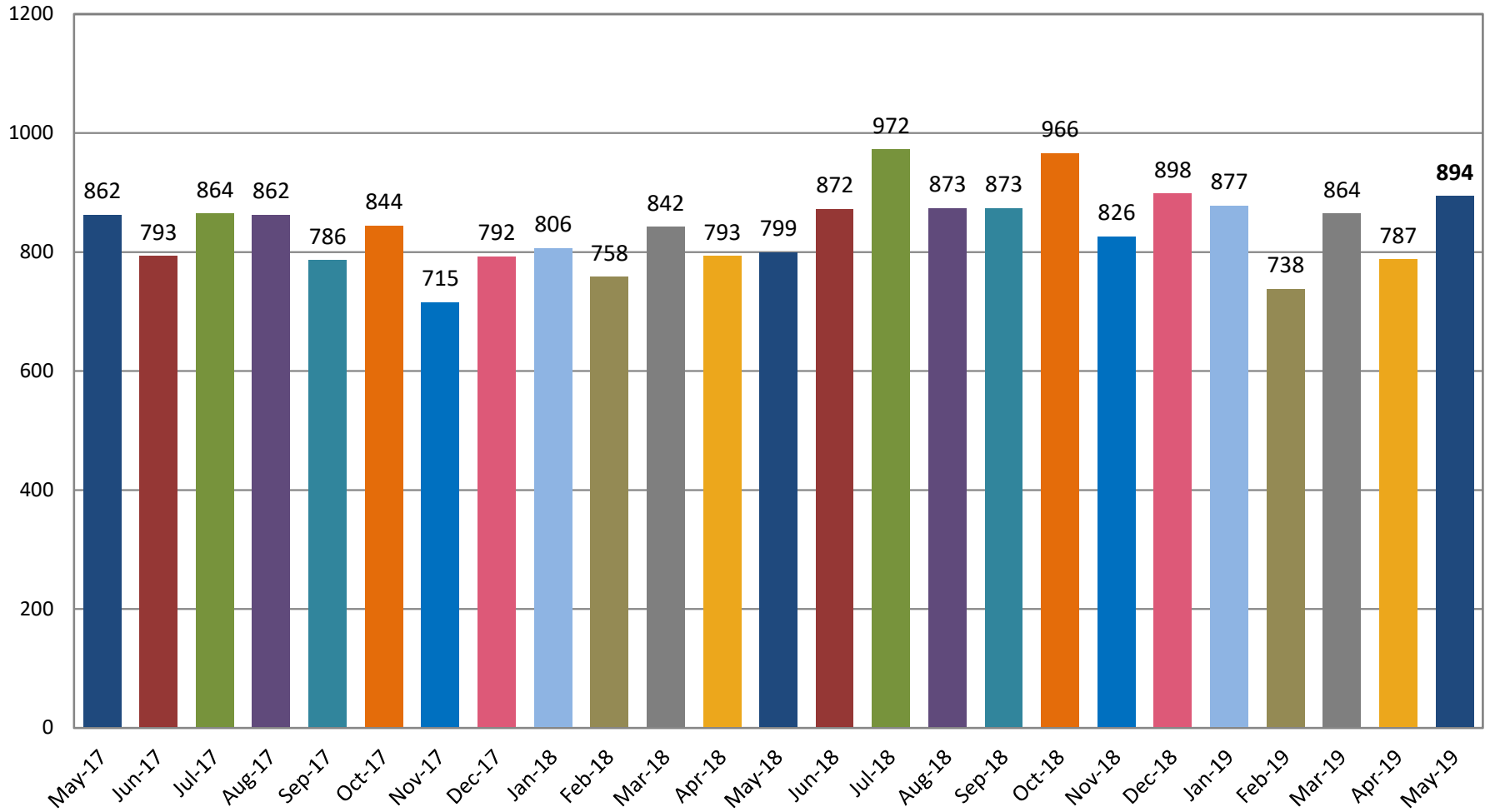
Emergency Response by Incident Type

Building Fire	1	1.3%
Other Fire	1	1.3%
EMS	30	38.5%
Motor vehicle accident	8	10.3%
Rescue	1	1.3%
Public Assist	19	24.4%
Good Intent	14	17.9%
False Alarm	3	3.8%
Special/Other	1	1.3%
Total:	78	100.0%





Medford Fire-Rescue Emergency Response Incidents by Month City of Medford





Medford Fire-Rescue

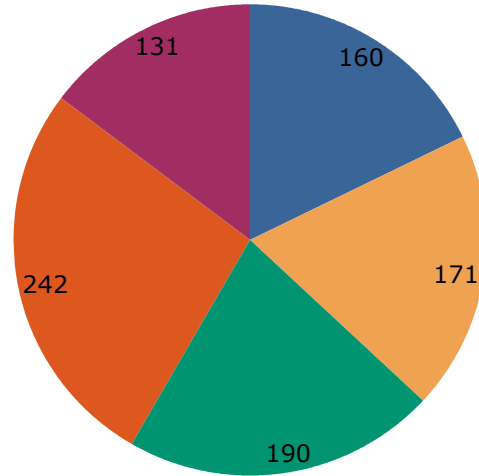
EMERGENCY RESPONSE

DATE RANGE: 05-01-2019 TO 05-31-2019

Report Created: June 4, 2019

Emergency Response by Response Zone

Fire Station 2City (Southwest)	160	17.9%
Fire Station 3City (South)	171	19.1%
Fire Station 4City (Northwest)	190	21.3%
Fire Station 5City (Northeast)	242	27.1%
Fire Station 6City (Southeast)	131	14.7%
Total:	894	100.0%



Response by Fire District

Medford City	894
Total	894

Emergency Response by Incident Type

Building Fire	12	1.3%
Vehicle Fire	3	0.3%
Wildfire	12	1.3%
Other Fire	3	0.3%
EMS	523	58.5%
Motor vehicle accident	40	4.5%
Rescue	11	1.2%
Public Assist	64	7.2%
Good Intent	169	18.9%
False Alarm	42	4.7%
Special/Other	15	1.7%
Total:	894	100.0%

